

NEWSLETTER

MID 2010

PRESIDENT'S LETTER

*By Erica Zimmerman
Center Farm, East Montpelier*

This summer, the board of the VSGA met to discuss the future of our organization. This discussion was prompted by the several situations that have been discussed in previous issues of our newsletter, specifically the realities of limited funds, limited volunteer hours, and the changing demographic of our members. Mary Peabody returned to us to guide our discussion. Mary is the director of the Women's Agricultural Network and a well-regarded consultant on agricultural and organizational development.

Our strategic future was put in the spotlight by a motion passed at our Annual Meeting last January that we consider – by vote – a suggested merger with the Vermont Grass Farmers' Association. The board has considered that question but realized that the first question was whether we as an organization have the resources to move forward with our goals. Mary helped us explore that question. And the answer was YES – we have the resources to be a modest but effective organization. With the festival now self-sustaining, with an enthusiastic slate of board members, with lots of interest in the state for small ruminants, VSGA has good bones. We can continue to offer what appear to be our key services: education, communication and representation for our state's diverse sheep and goat farmers and enthusiasts.

However, we now need to reassemble those resources into a viable model for a membership-supported organization. We need to maintain enough income to keep some paid staffing, as we have with Mary Lake who is ably managing our membership and our newsletter. (Congrats, Mary, on

your recent nuptials!) We need to find more cost-efficient but highly attractive models of delivering education and keeping our network vibrant. We need to make more use of the Web. We need to re-evaluate our costs and fees. And we really need your input whether in one-time or on-going ways.

As a small volunteer-based organization, we are still fragile. We need to broaden our base of helpers and directors. Personally, I took on this role last winter of guiding our strategic planning, and before I'd become firmly established in it, I found myself struggling through a spring and summer of unexpected challenges. What suffered most was my time to contribute to VSGA. So I speak from experience that a team effort is essential. Fortunately, Jane, Amy, Karl, Mary and others on the board have kept us going and I look forward to getting back up to speed soon. If you have Web-based communication experience to offer, or more ideas or time to loan us, we could really use your help.

Meanwhile, the VGFA is considering whether it can become more of an umbrella organization to other livestock-based associations. If that role becomes clear in the coming months, we can better explore whether there are ways we can more efficiently operate. But the VSGA board is committed to trying to maintain our organization into the future.

So back to the future – we will see each other at the Festival. We will use the listserv and our Web site to keep you updated on educational offerings and our organizational planning. We will vote at the Annual Meeting on a budget that keeps the VSGA going into the future with more efficient methods. Here's to reaping a great harvest from all of our efforts.



Submitted by Kim Goodling

IN THIS ISSUE

Feature	Page 2
Health	Page 8
Fiber	Page 6
News	Page 10
Community	Page 3
Calendar	Page 12
Board of Directors	Page 11

COVER PHOTO

Shearer David Hinman finishes a sheep. Mr. Hinman passed away this summer and is remembered on page 2 through a photo and poem.

SUBMISSIONS

VSGA Newsletter
Edited by Mary Lake
To submit stories, ideas or photos call (802) 338-2250 or e-mail mary.m.lake@gmail.com

Local shearer leaves legacy

Hinman remembered for humor, skill, love for wool



Photo courtesy of The Shearer's Yarn, www.theshearersyarn.com

The Sheep Shearer

by Anna Goodling

The sheep shearer opened the door of his dirty truck and limped across the snowy drive to the barn. He was a kind man and very ragged.

He walked with a kind of stiffness, showing that he had shorn many sheep already.

An old, holey, threadbare sweater was tied loosely around his waist. He carried a heavy metal box, which contained his tools.

I stood watching as he advanced toward the barn door where the sheep were gathered.

David Hinman died on June 21 of a heart attack while shearing sheep in Hartford, Vt. He was 64.

Hinman sheared many sheep for farmers in our area and will be remembered for his sense of humor, skill and love for wool and family farms. Hinman was a shearer for more than 40 years and often worked alongside his children Gwen, Thatcher and Peter.

At The Shearer's Yarn, Hinman promoted wool and local agriculture by providing yarn and blankets made from his own Bluefaced Leicesters and wool from flocks he sheared throughout the Northeast. To learn more about his work and to see more images of him shearing, visit www.theshearersyarn.com.



Photos by Erica Zimmerman

4H Sheep World is thriving in Vermont

Sixty youngsters attend Sheep Camp, and over 200 sheep storm Addison Fair this year



Sheep Camp and Addison Fair and Field Days are two events on the statewide sheep 4H calendar that attract more and more kids and sheep each year. This event is just one of several that happen throughout the state and offer a sheep show. It is, however, the largest and a good opportunity to see a strong 4H community at its finest.

If you would like to get involved, contact Erica Zimmerman, the unofficial VSGA representative to 4H Sheep Committee, at (802) 223-6930; mczim4@comcast.net.




TOP: Senior 4Hers show their sheep. ABOVE: Mr. T, a brown romney, is trimmed before showing. LEFT: Nadia McCollister, 6, holds Senior 4Her Megan Watrous' Southdown at the end of the week.

Kirby's Happy Hoofers

Registered Angora Goats --
Mohair and Mohair Products

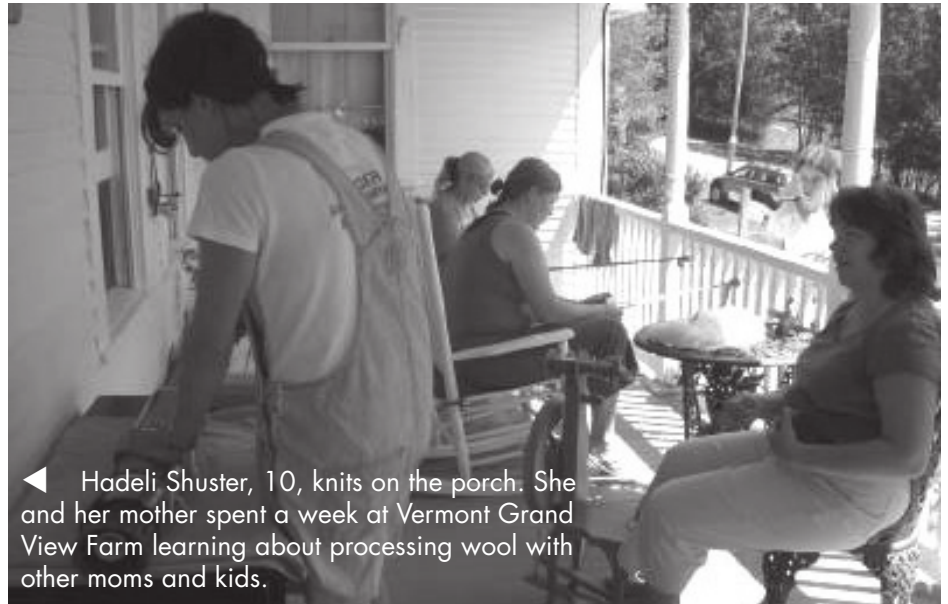
Debbie Kirby
977 Forest Dale Road
P.O. Box 224
Brandon, VT 05733
802-247-3124
debbie.kirby@kirbyshappyhoofers.com — www.kirbyshappyhoofers.com



advertise with the vsga

an inexpensive way
to sell your products and services
\$10/issue, \$30/year (3 issues)

Contact Mary at mary.m.lake@gmail.com
(802) 338-2250; P.O. Box 321, Waitsfiled, VT 05673



◀ Hadeli Shuster, 10, knits on the porch. She and her mother spent a week at Vermont Grand View Farm learning about processing wool with other moms and kids.

Photos submitted by Kim Goodling

Drop spindles, skein winders, and knitting needles

Camp teaches families wool processing skills

*By Kim Goodling
Vermont Grand View Farm, Washington*

The eight children and five moms who attended Sheep & Wool Camp at Vermont Grand View Farm last week spent five days playing with drop spindles, skein winders, knitting needles, and wool. Families from as far away as New York City and as close as Brookfield became immersed in farm life and fiber arts for an entire week. Camp activities centered around the farm's main product: wool.

The children learned how to care for the Romney sheep and angora goats that live at Grand View Farm in Washington. Their afternoons were spent learning how to card wool and spin it into yarn using drop spindles. They explored dyeing wool with plants found on the farm and then learned how to make knitting needles and knit with their naturally dyed skeins of yarn. All of the children participated in a joint project, which they plan to enter into the Tunbridge World's Fair in September. Their project, a needle felted mural, depicts the four

seasons of the Vermont landscape.

While the children worked in the barn's new fiber studio most of the day, their moms worked outside and on the front porch. The moms learned how to process wool from the sheep to dyed finished yarn. Their days were spent washing a fleece, carding it, and then spinning it into yarn on drop spindles. The moms also learned how to take wool roving and turn it into a felted tote bag. The process took five days to complete from felting the bag, to embellishments, to weaving the strap. At the end of the week, all of the children and moms had formed lasting friendships.

This is the third year that the Goodling's at Vermont Grand View Farm have hosted a weeklong summer camp for children and their moms. The camp's goal is to introduce families to the fiber arts and educate them about fiber-producing animals. In 2011, the Goodling's will host two separate camps: one for children ages 7 to 11 and one for children ages 12 to 15. For more information, visit the farm's Web site at www.grandviewfarmvt.net.

Soay Sheep

By Trinity Putnam

Age 13

RiverBrook Farm, Rochester

My family raises a flock of 24 Soays for wool and has learned how extraordinary this breed is!

Each of our sheep is treated as a special pet and has its own name and individual characteristics. For example, one lamb named Clover has been trained to stand up and push open her stall door on command. Our bottle-fed lamb, Bambi, seems to believe he is a dog, as he loves to be walked on his leash and follow us around. When one of our ram lambs, Prince, fractured his leg, we had to put a splint on it and we all got to sign his cast!

We began with 12 Soay sheep, and over the past year our flock has grown to 24 sheep as the generations unfolded and grew up to beautiful adults. It seems that our ewe Emily was just a tiny lamb herself, and this week she gave birth to her first lamb.

The addition of our Soay flock to our farm has been a great blessing for us. These beautiful animals are so special to us and we enjoy them very much.

Soays are a rare heirloom breed of sheep from the St. Kilda Islands off the coast of Scotland. They are one of the oldest and hardiest breeds of sheep.

Soay sheep are relatively small and gentle. The ewes range in weight from 50 to 60 pounds, and the rams weigh between 70 and 80 pounds, and because of their small size, Soays are easy for young children to handle and show without much difficulty.

All Soay rams have large curly horns making them look like Bighorn Mountain Sheep, and many of the ewes have smaller shorter horns. The horns gives Soays a very wild and majestic air. Their tails are naturally 4-6 inches long so you don't have to dock them, and their hooves grow very slowly so you only need to trim them once or twice a year.

Being a wild breed, Soays are very intelligent, self-sufficient, and rarely have trouble lambing. Within an hour after the birth, the lamb



photo by Trinity Putnam

has already stood up, nursed, and started to explore the world around it.

Like the Katahdin, you do not have to shear Soays; their wool can be plucked or you can let them shed it on their own. If you do want to shear them, the wool comes off very easily and makes a beautiful fleece of excellent quality that stays together well but doesn't become matted.

Soay wool color ranges from black to blond and some can also be patchwork like Jacobs Sheep.

There are two types of Soay. The British Soay originally descended from a flock of only six animals (two rams and four ewes) that had been imported from the U.K. to Athelstan Canada in 1990. Since then the British Soay population has been growing in leaps and bounds as people have started to raise them in order to insure that this very special breed doesn't die out. However seeing that British Soay are much rarer than the North American line, if you want to purchase even a small flock the British, they can be very expensive.

If you do not want to pay the higher price to buy a flock of all-British Soay or if you want to be able to experiment with breeding, aiming for particular colors/patterns, particular horn shapes, or other "looks", you should start with North Americans. It allows you try out having Soay sheep before you begin building a more expensive British flock.

Festival grows, workshops sure to please

2010 event hosts Cashmere Goat Show

By Jane Woodhouse
Brigid's Farm, Peacham

It's festival season again in Vermont and the Vermont Sheep & Wool Festival is fast approaching. We look forward to another year at the Tunbridge Fairgrounds on Oct. 2 and 3. Most of last year's vendors are returning and we have a new, brighter and larger arena for vendors with animals. It should be noted that the facility is full and promises a great opportunity to see a variety of sheep, goats and camelids.

We welcome the Eastern Cashmere Association to the VSWF for their annual show. VSGA member and cashmere goat breeder,

Shirley Richardson, worked hard this past year to bring the event to the Tunbridge Fairgrounds. This is an opportunity to see some high quality animals and visit with breeders in the northeast and central Atlantic region of the country. We invite you to come see these beautiful animals.

The festival will be offering producer and fiber workshops all weekend. Classes begin on Friday at the Tunbridge Town Hall. Our guest instructor this year is Beth Brown Reinsel. She has been teaching knitting workshops nationally, as well as internationally, for over 20 years. She has worked in production as well as in creating and teaching courses and workshops both locally and nationally. Beth has authored the book *Knitting Ganseys*, published by Interweave Press and now in its 10th printing. Her articles and designs have been featured in *Knitters*, *Interweave Knits*, *Vogue Knitting*, *Threads*, *Cast-On and Shuttle*, *Spindle and Dye*pot. Workshops will include Aran Sweaters from the Top Down, Norwegian Purl, Latvian Wristers and Textured, Twined Knitted Socks. Full-day and half-day classes are scheduled.

In addition to Beth, Patty Blomgren will be teaching Beginning Spinning and Wool Combing. Laura Buermann will join us again to



Photos by Mary Lake

LEFT: Lindsay Chandler of Northern Vermont Llama Company shows one of her llamas at the 2009 Sheep & Wool Festival. ABOVE: A customer chats with Good Fibration's vendor as she spins fiber from an angora rabbit sitting in her lap.

Vermont Sheep & Wool Festival

teach Drop Spindles Intro. These will be half-day classes. Full-day workshops are offered by Eileen Easterly, who will be teaching Tapestry Weaving, complete with a loom to take home. Chris Morgan will be offering an all-day Nuno Felt Scarf workshop. To register for one of the workshops, visit the VSGA website: www.vermontsheep.org and follow the links to the festival.



October 2nd & 3rd, 2010

Bay Hammond has put together several animal producer workshops and Chet Parsons will be offering his ever-popular Sheep 101 talk. Bay will be giving an Introduction to Homeopathy for Animals workshop on Sunday morning. She is an excellent resource on veterinary homeopathy, and had training through a program in New Zealand. Her workshops are popular and packed full of valuable information for anyone interested in treating animals naturally. She will team with Middlebury vet, Molly Witters to present a workshop on Small Ruminant Parasites, which will offer a look at both conventional and natural treatments and supports for worm control in sheep and goats.

Chet's workshops are always popular with new or perspective producers. He will offer his talk on both Saturday and Sunday. If you are new to sheep, don't miss his workshop. Or send a friend who is considering sheep. Even seasoned shepherds learn something new from Chet.

The producer workshops are rounded out with a Dyers' Plant Walk led by Joann Darling on Sunday. If you are looking for more than the color on the trees join Joann for a lovely walk and commentary.

Food will be in abundance this year as we add several new food vendors to the roster and welcome back those who came last year. The selection is excellent and it showcases some great local food. Musical

entertainment will happen the entire weekend. Relax with a project and listen to some good local tunes.

The fleece and skein contests return. Floral Hall will host drop-in areas for knitting and spinning and the kids activities. Jim McRae will be on hand to demonstrate sheep shearing and Border Collie herding.

Please join us again this year at the Tunbridge Fairgrounds for the 22nd annual Vermont Sheep & Wool Festival. It was a wonderful gathering last year and looks like another good one coming up. We will also host an event Saturday night, the First Annual VSWF Fashion Show at the Tunbridge Town Hall. Thanks to David Ritchie from the Green Mountain Spinnery, we will have an opportunity to show what we do with our fiber.

We always hope for good weather, but we also hope to see you this year in Tunbridge.

Animal selection and culling – new methods in worm resistance

Book on organic sheep production uncovers recent findings

By Jane Woodhouse
Brigid's Farm, Peacham

It is hard to imagine that there is much more to add to the literature or information available on dealing with parasites in sheep. But the Canadian Organic Growers have put together some high quality manuals and handbooks as part of their Practical Skills series. Many of you are probably familiar with *The Organic Field Crop Handbook* and *The Organic Livestock Handbook*. So I was intrigued by the title to a recently published book in the series, *Living with Worms in Organic Sheep Production*, by Peter Stockdale with Farm Profiles by Anne Macey.

The book is small, approximately 80 pages. It contains the usual info on the biology of worms that affect sheep along with information on conventional treatment noting that most information regarding natural remedies and treatments is anecdotal. But this book puts forth the notion of selecting and culling animals based on their ability to resist the symptoms of parasite infestation. In other words, an animal may show a worm load in a fecal sample but show no symptoms. This would be the animal to keep. Thus as the title says, "living with worms." Or rather learning to live with worms. This is something that takes some courage and a step back from conventional thinking. But Mr. Stockdale is a retired university professor of veterinary medicine and also a certified organic sheep and crop farmer in British Columbia. His background certainly supports his work.




photo from www.farmwest.com

Find this book

Book Review: **Living with Worms in Organic Sheep Production**, by Peter Stockdale with Farm Profiles by Anne Macey. Published by the Canadian Organic Growers. 2008, 2010.

Available from the Canadian Organic Growers, www.cog.ca/shop/, or Acres USA www.acresusa.com.

Following the main text of the book, which includes parasite life cycles, pasture ecology, and conventional treatment, there is a section that showcases individual farms across Canada. It is interesting to note that the farms situated in the areas with the driest summers, seem to have the easiest time controlling parasite problems organically. It mirrors the experience we have in the US and that many of us have according to our summer conditions.

One point that I found most interesting in the book, and that puts a different light on the subject, is that both Canada and the UK allow for limited use of conventional wormers in organic production. This puts a real handicap on production of organic lamb in the US. And it explains how they are able to do it.

This book is small, inexpensive (\$20) and very readable and includes some new resources and references. It offers us an opportunity to step back and take a fresh look at the parasite situation that causes problems in our sheep. And it

reinforces the conditions, on-farm, that we can control. Additionally, whether you are interested in organic production or not, it offers a system for improving your flock through conscious choices of who to keep and who to cull while improving the health and vitality of the flock. *Living with Worms in Organic Sheep Production* is a welcome addition to my library and will be of interest to many shepherds (and goat herders) in our struggle to combat parasites in our animals.

Contagious Foot Rot: The Scourge of the Sheep Industry

By Chet Parsons
UVM Extension

I stole that line from the American Sheep Industry sheep production handbook. But, if you have ever had real contagious foot rot, you know what they are talking about. It is caused by an anaerobic bacterium called *Dichelobacter nodosus*. According to one of my sources, a sheep's foot is the only known natural habitat of this bacterium. And, it has been around for a while. In 1838, Ambrose Blacklock wrote in his *A Treatise On Sheep*, "No disease occasions more acute suffering to the sheep and annoyance to the farmer, than foot-rot, and no disease has led to longer argument as to its contagious or non-contagious nature."

That was back before they really knew what was causing it. They did know that it had to do with wet weather. In 1837, William Youatt in his *Sheep: Their Breeds, Management and Diseases*, said that "All this is the consequence of soft and marshy pasture." It wasn't until 1938, when Ian Beveridge identified foot rot at the McMaster Laborator (sic) in Australia.

The thing that made foot rot so confusing (and still does today) is the fact that you have two different infections going on. For the true contagious foot rot to invade the hoof, it has to have an opening in the skin. So, conveniently, there is another bacterium that is happy to make that opening. It is *Fusobacterium necrophorum*, another anaerobic bacterium. But this guy is an opportunist and is found just about everywhere. But, before *F. necrophorum* can invade the flesh, it needs moisture and trauma together, as in walking through mud or wet, marshy grass. This is where the moisture comes in.

Okay, so what happens? First we get wet, soggy weather that softens up the skin between the hooves. This gives *F. necrophorum* a chance to cause a break in the skin and start an infection. This in itself is referred to as Interdigital Dermatitis or more commonly as "foot scald." Foot scald shows up as an infection between the

hooves and can make you think you have foot rot. Sheep will get lame with it, but they will also heal if the weather dries up. But, if you have *Dichelobacter nodosus*, the true contagious foot rot bacterium, on your farm, it now has a pathway to invade the hoof. And it does, especially on lambs that have not had a chance to develop any resistance to it.

Once your flock gets infected with contagious foot rot, it is extremely hard to get rid of it. If you read any sheep management book, they will pretty much all say the same thing: trim the feet, send the sheep through a footbath of zinc sulfate, vaccinate with foot rot vaccine and maybe administer an antibiotic. Also, cull any animal that did not respond to treatment. I have been preaching this for years, but I never actually tried it. So when I was approached by the Windham Foundation in Grafton, Vermont, in 2008 to assist them in eradicating contagious foot rot, I decided it was time to practice what I preached.

We started out by inspecting all the sheep's feet. We gave them a score of 0 to 4, 0 if no sign of infection and 4 if there was obvious an infection. The other numbers, 1 though 3, were somewhat subjective, but were based on how the foot looked. Any sheep that got a 4 was immediately removed from the flock and culled. The rest were put through a footbath containing zinc sulfate and were moved to a "clean pasture" (a pasture that had not had any sheep on it for two weeks). We continued this at about monthly intervals throughout the summer. In the fall of 2008, we vaccinated the sheep with foot rot vaccine. Throughout this time, an occasional sheep would flare up, receive a score of 4 and be culled. By the end of 2008, the average score of the feet had dropped from 2.4 to 1.3.

The following year, the same protocol was followed. The sheep continued to get vaccinated on a six-month schedule (as is instructed on the package). By the fall of 2009, the average foot score had dropped to 0.33. In April of this year, there was no sign of contagious foot rot and none has reoccurred since. It appears that we have been successful in eradicating the disease. Time will tell.

For references to this article contact Mary , (802) 338-2250, mary.m.lake@gmail.com

.....
If you plan to eradicate contagious foot rot, I am convinced that it can be done, but you will have to be persistent. There is no silver bullet. Plan on a long, hard fight and I would suggest the following:

- ⇒ Examine and trim all feet on a regular basis, at least every month, but every two weeks would be better (it is not necessary to trim excessively close).
- ⇒ Remove all foot trimmings, the bacteria can live in hoof trimmings for up to 6 weeks. Have the sheep stand in a foot bath of a 10% zinc sulfate solution for 10 to 15 minutes.
- ⇒ Hold the sheep on a dry, clean surface until they feet are dry after the foot bath.
- ⇒ Put the sheep on a "clean pasture."
- ⇒ Cull any sheep that does not respond to treatment (don't keep you "best" sheep if it keeps showing signs of infection, it will just reinfect the rest of the flock).
- ⇒ Vaccinate with contagious foot rot vaccine.
- ⇒ Repeat above until you are convinced it is eradicated.

Improving Small Ruminant Parasite Control In New England

As some of you know, Dr. Katherine Petersson at the University of Rhode Island submitted a USDA Sustainable Agriculture Research and Education (SARE) grant to improve the internal parasite control practices of sheep and goat farmers in Rhode Island, Connecticut, Massachusetts, and Vermont. Once the grant was approved, it turned out to be a monumental effort to get it finalized at each University. But, eventually it happened, albeit a month or two later than we had hoped.

The grant called for hiring a student to make farm visits to collect data from sheep and goat farms. We were very fortunate to find Sara Turnbull, a student at Sterling College in Craftsbury Common, Vermont. Sara has made farm visits all over the state taking fecal samples, weighing animals, condition scoring animals

and FAMACHA scoring animals. The purpose of the farm visit is to 1) Determine the degree of internal parasite infection; 2) Identify the worms that are causing the infection and 3) Determine if the animals have worms that are resistant to de-wormers.

Sara has made over 20 farm visits and sampled hundreds of sheep and goats. The goal of the project is to reduce the use of wormers by only selectively treating animals that need it. This will greatly extend the effectiveness of wormers without creating worms that are resistant to the de-wormers.

The project will run for three years, so if you did not participate this year, let me know and I will sign you up for next year.

- Chet Parsons, (802) 524-6501

UVM Extension, chester.parsons@uvm.edu

Rutland Area group strengthens farming community

By Karl Ross

RossKnoll Farm, East Wallingford

The Rutland Area Lamb and Wool Producers (RALWP) is a non-profit organization composed of about two dozen shepherds in Rutland County. Just as VSGA's mission is to support, improve and strengthen the Vermont sheep and goat community and its infrastructure, RAWLP's goal is to do the same at a local level and in a much more hands-on fashion.

Since purchasing our first sheep, RALWP has been invaluable in providing a forum for gaining information, finding good services and products to support the farm, and learning from other's experiences (the best teacher!). The group meets monthly and occasionally does demonstrations or mini-seminars at the meetings. There are also work parties several times-a-year where members will gather at someone's farm to do major projects and get a great meal (e.g., storm damage cleanup and fencing projects). RALWP jointly owns equipment that is shared within the group. And, having a professional shearer in the group is a real bonus.

The group has a wide range of interests and a large variety of sheep breeds. Some of the farms specialize in high-quality fleece and yarn. Some have shepherds with professional sheep dog skills, some hold "how-to" sessions on felting

and spinning. Some breed, some keep sheep pets, some sell arts and crafts, some sell meat and some buy/sell live animals - the range of interests is a microcosm of Vermont's sheep farms. But this wide-range of interests and farm goals, doesn't mask that fact that there are huge areas of shared need and that having good local shepherds, who are willing to help and inform, makes everything a lot simpler and less-worrisome (in our case the availability of expert help for our non-skilled farm-sitters and for our butchering and lambing adventures, has been a huge benefit).

However, this support does not supplant the need for a larger group. VSGA gives us the straight story on state/federal information/regulations through the VSGA web-site and listserv. We also get some of the more technical and detailed training/education experiences and a more global view of our industry.

But having a group of fellow shepherds with whom you regularly share coffee and dessert is indispensable and can only happen at a local level. The concept of local groups throughout Vermont has been discussed many times. Groups in areas other than Rutland would have a good deal of benefit and if anyone needs support from VSGA or RALWP to begin the process, I'm sure it can be arranged. In the meantime, I invite you to come to our festival in Pittsford on October 17 and visit us on our Web site: www.vermontshepherds.com.

Future of VSGA looking strong

Merging with Grass Farmers
pursuit dispelled

By Karl Ross

RossKnoll Farm, East Wallingford

At the annual meeting in January, a motion passed to “explore the options available for a possible affiliation with Grassfarmers.” The Executive Board has met three times as a group and had several other meetings to go over our present situation. We have now taken over all the VSGA accounting functions (thank you Amy Kuzio!) and determined that we have assets to support ourselves well into the future. With the total separation of the Fiberworks program and the success of the semi-autonomous festival committee, we can now start to focus on more of our core mission - supporting, improving and strengthening the Vermont sheep and goat community and its infrastructure.

We do need to market our group and our products better, and to ensure that our education, advocacy and member benefits are more efficiently performed. However, the consensus of the Board was that this could, and should, be done within the existing structure. While new relationships are always worth exploring, at this point the Board is focusing on improvements to VSGA.

Participate

Contact the following representatives if you are interested in joining a committee. Survey: Erica Zimmerman (802)223-6930
mczim4@comcast.net Membership: Mary Lake (802)338-2250
mary.m.lake@gmail.com Financial: Alicia Werner (802)356-7728
wernervt@myfairpoint.net

OFFICERS

•Erica Zimmerman

President
Center Farm 1820 Center Road
Montpelier, VT 05602
(802) 223-6930; mczim4@comcast.net

•Kimberly Hagen

Vice President
Osprey Hill Farm 28 Norton Rd.
Middlesex, VT 05682
(802) 229-4096; khagen@sover.net

•Karl Ross

Secretary
Ross Knoll 1064 Bixby Road
East Wallingford, VT 05742

•Amy Kuzio

Treasurer
Spring Mist Farm 244 Honan Road
Moretown, VT 05660
(802) 223-2524; akuzio@verizon.net

DIRECTORS

•Mark Fischer

Woodcock Farm P.O. Box 21
Weston, VT 05161
(802) 824-6538; woodcockfarm@verizon.net

•Rus Franswick

Mooshaven Farm 1413 Ben Ober Road
Johnson, VT 05656
(802) 635-9482; moosehaven@pshift.com

•Warren Hathaway

The Comstock House 1620 Middle Road
Plainfield, VT 05667
(802) 272-2693; rsw@sover.net

•Betsy Maclsaac

Crooked Fence Farm 37 Alpin Way
Putney, VT 05346
(802) 389-5790; crookedfence@gmail.com

•Alicia Werner

P.O. Box 420
South Royalton, VT 05068
(802) 356-7728; wernervt@myfairpoint.net

•Jane Woodhouse

Brigid's Farm P.O. Box 29/123 Slack St.
Peacham, VT 05862
(802) 592-3062; brigidsfarm@fairpoint.net,
jane.w@fairpoint.net



Vermont Sheep and Goat Association

P.O. Box 321

Waitsfield, VT 05673

CALENDAR

October 2 & 3

VT Sheep & Wool Festival

Tunbridge Fairgrounds, Tunbridge VT
The 22nd annual festival will be host to the 2010 Eastern Cashmere Association Goat Show. The festival will be open Saturday 10 a.m. to 5 p.m. and Sunday 10 a.m. to 4 p.m. Admission Prices: Adults \$6.00, Seniors \$5, Children under 12 \$1. For more info, visit www.vermontsheep.org.

October 15 - 17

Northeast Animal~Power Field Days

Tunbridge Fairgrounds, Tunbridge VT
The 4th annual event provides educational and operational resources, network building, and story sharing around the many aspects of draft animal-power, sustainable agriculture and local food systems in the Northeast. For more info, check out www.animalpowerfielddays.org, or call (802) 234-5524.

October 16 & 17

New York Sheep & Wool Festival

Dutchess County Fairgrounds
Rhinebeck, NY
This year's featured breed at the New York fair is the American Oxford. And, as usual, the festival will be offering a long list of workshops, vendors, shows, entertainment and fine food. To learn more, visit www.sheepandwool.com.

November 1 - 3

Women In Sustainable Agriculture Conference

Lake Morey, Fairlee VT
Bringing together farmers, educators, agricultural service providers and activists, this weekend will feature farm-based workshops, speakers and discussions on women and farming. Registration required. Fees will range between \$100 and \$150. Early registration discounts are available through September 30. To learn more or sign up, visit www.uvm.edu/wagn, or call (802) 223-2389.

November 12

Strolling of the Heifers Farm Relief Concerts

Lebanon Opera House, Lebanon NH
Featuring folk musician Richie Havens and singer-songwriter Meg Hutchinson. Tickets cost \$45, \$35 or \$25 and proceeds will go to the Microloan Fund for Farmers. To purchase tickets visit, www.lebanonoperahouse.org, or the theater box office, (603) 448-0400.

November 13

Strolling of the Heifers Farm Relief Concerts

Latchis Theatre, Brattleboro VT
Featuring folk musician Richie Havens and singer-songwriter Meg Hutchinson. Tickets cost \$45, \$35 or \$25 and proceeds will go to the Microloan Fund for Farmers. To purchase tickets, visit www.brownpapertickets.com. Following the Brattleboro show, there will be a post-concert reception, with tickets available at \$15 in combination with any ticket level.